



Shown with optional central locking casters

ALŌ PRODUCT UPDATE

The Alō is an exceptional choice for premium treatment spaces and is now available in a lower working height to accommodate the majority of patient seating needs.

Additionally, high-performance silicone material has been added to the Alō portfolio as a standard covering selection.

Encompassing the majority of seating needs in the acute or clinical space, the Alō can help create a welcoming and unified visual space for your next healthcare project.

For additional information, please reference the Alō product brochure.

STANDARD FEATURES

- Swing-away arms
- Trendelenburg
- Vanity panel selection †
- Selection of back style **A** or **B**
- Side table (choice of black fold-away or pivot)
- Retractable foot tray
- Push handle
- Wall-hugger mechanism (infinite recline positions)
- Quick-release seat
- Black 4" dual thermoplastic casters

† Not available with Tuxedo style

STANDARD COVERINGS

All standard covering selections are Greenguard certified

SAND DOLLAR C8662	VERDITE C0592	LUCID C0460	BALLAD C0383	DOLPHIN* MOC49	PEARL*‡ MOC16	STONE* MOC27	MILIEU*‡ MOC10
POLYURETHANE	POLYURETHANE	POLYURETHANE	POLYURETHANE	VINYL	VINYL	VINYL	VINYL

‡ Iridescent sheen

* Colors available for embossing

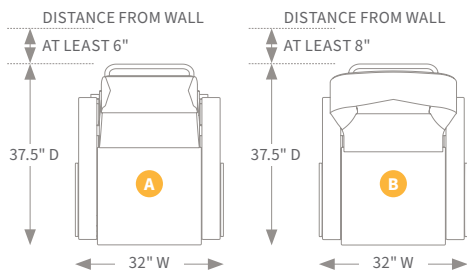
NEW POLY/SILICONE BLEND COVERINGS

Swatches in development, color and pattern may vary

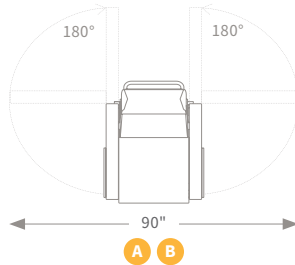
SAGE SL19	RAIN SL30	GRAPHITE SL21	BEACH SL27	OCEAN SL26

SPACE REQUIREMENTS

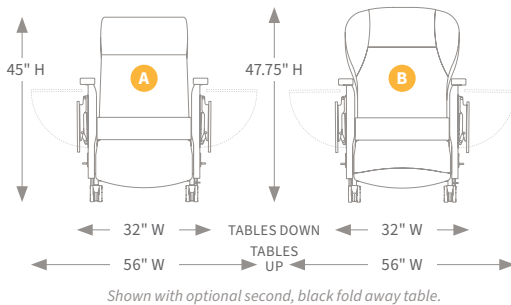
TOP VIEW



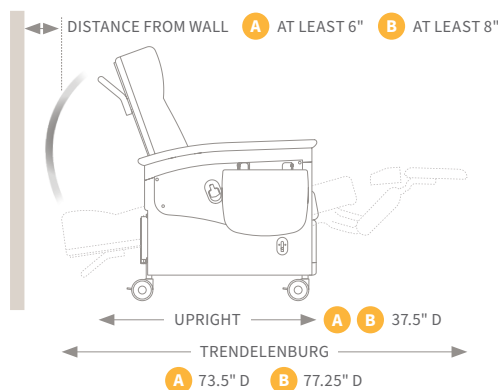
TOP VIEW WITH SWING-AWAY ARMS



FRONT VIEW



SIDE VIEW



BODY OPTIONS

Heat + massage	USB charging port (right side only)
Heat only	Articulating tablet arm
Black arm caps	Central-locking casters
Dual-hand control (power models only)	Second side table
Articulating TV/monitor mount	IV pole (2 prong, 4 prong)

♦ Additional charges apply.



Heat + massage



USB charging port



Black arm caps

COVERING UPGRADES

PVC-free material
Graded-in material selections
Customer's own material (COM)



COM

SPECIFICATIONS

	A 610L 61PL	B 63PL
Power recline	✓	✓
Manual recline	✓	
Weight capacity	300 lbs	300 lbs
Back style	Straight	Wingback
Back height (from floor/seat)	45"/26.75"	47.75"/29.5"
Overall width	32"	32"
Seat width	22.75"	22.75"
Seat height/depth	19.875"/20.5"	19.875"/20.5"
Arm height (from floor, highest point)	29"	29"
Upright overall depth (with handle)	37.5"	37.5"
Dual thermoplastic casters (diameter)	4"	4"
Clean & simple vanity panel style	✓	✓
Embossed vanity panel style †	✓	✓
Two-tone vanity panel style †	✓	✓
Tuxedo style	✓	✓

† Not available with Tuxedo style

champion

Information contained in this literature is based on the latest product data available at the time of printing. Swatches are enlarged to show detail. Photography, artwork, text and specifications are subject to change. Photography may show optional items. Due to photographic and printing processes, product colors in this brochure are not necessarily accurate. Champion Manufacturing Inc. reserves the right to make changes to colors, materials, prices, standards, options, equipment and any specification at any time without notice or obligation. Contact Champion direct for additional information and the latest specifications.